
































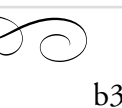





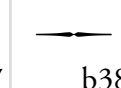


MATRIMONIA PRESS

To create this style, choose from our selection of decorative ornaments, or supply us with your own, then:

1. Select size & paper
2. Select typestyle
3. Select ink colour
4. Select extras as appropriate

these ornaments are suitable for breaking up text and can be specified for any of our invitations

Invitations

